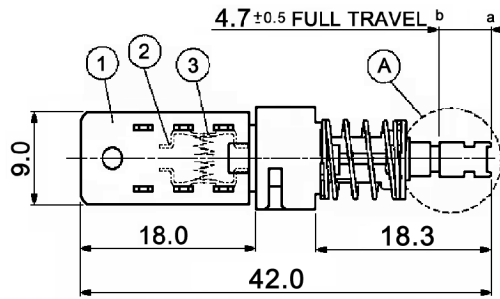
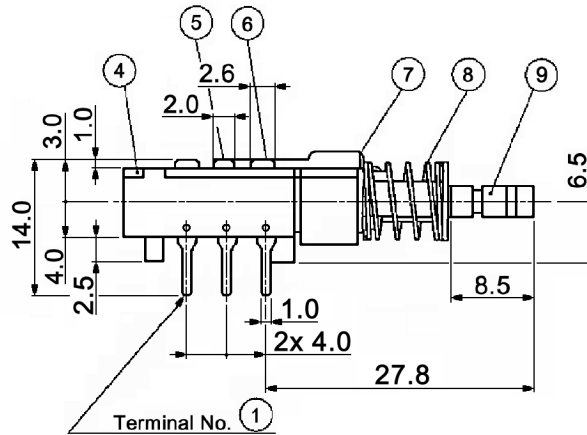
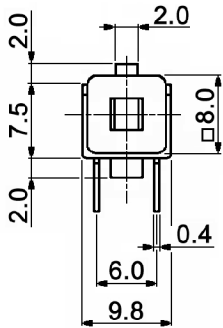
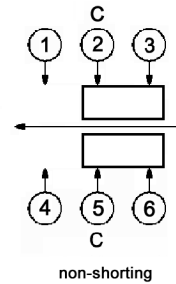


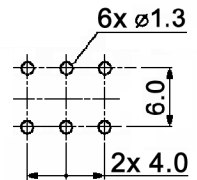
BOTTOM VIEW



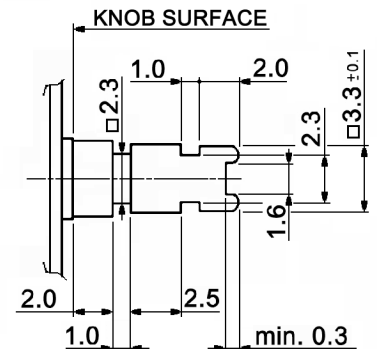
CIRCUIT DIAGRAM
C: COMMON PIN
BOTTOM VIEW



HOLE LAYOUT $\oplus 0.05$



DETAIL A
3:1



Specifications:

Contact rating:

DC: 2A max., 25V max., 25W max.
AC: 0.5A max., 100V max., 50W max.

Contact resistance:

10mOhm max.

Insulation resistance:

100MOhm min. at 500V DC for 1 minute

Dielectric strength:

500V AC for 1 minute (50/60Hz, 2mA)

Operating temperature:

-10°C to +60°C

Mechanical life:

30 000 cycles

Operating force:

300gf +/-100gf

Switching function:

on - mom

Soldering conditions:

260 +/-5°C, 5 +/-1sec.

Material:

- 1 - Case: PA66, black
- 2 - Contact plate: C5210R-EH, 2µm silver plated over 2µm nickel
- 3 - Spring: stainless steel, temper
- 4 - Base: phenolic resin, natural
- 5 - Terminal: brass strip, 0.5µm silver plated over 2µm nickel
- 6 - Terminal: brass strip, 0.5µm silver plated over 2µm nickel
- 7 - Plastic clad: ABS, white
- 8 - Spring: SWC, Zn
- 9 - Slider: POM, white

Compliance: RohS II (2011/65/EU)

Tolerances: up to 10: ±0.2mm above 10-50: ±0.3mm	Date	Name
	07/18	dr
Modifications	Date	Name

MPBS22H01-F14

knitter-switch

30 41 15

Page

1/1